

MECHANICAL SEAL
BL3X

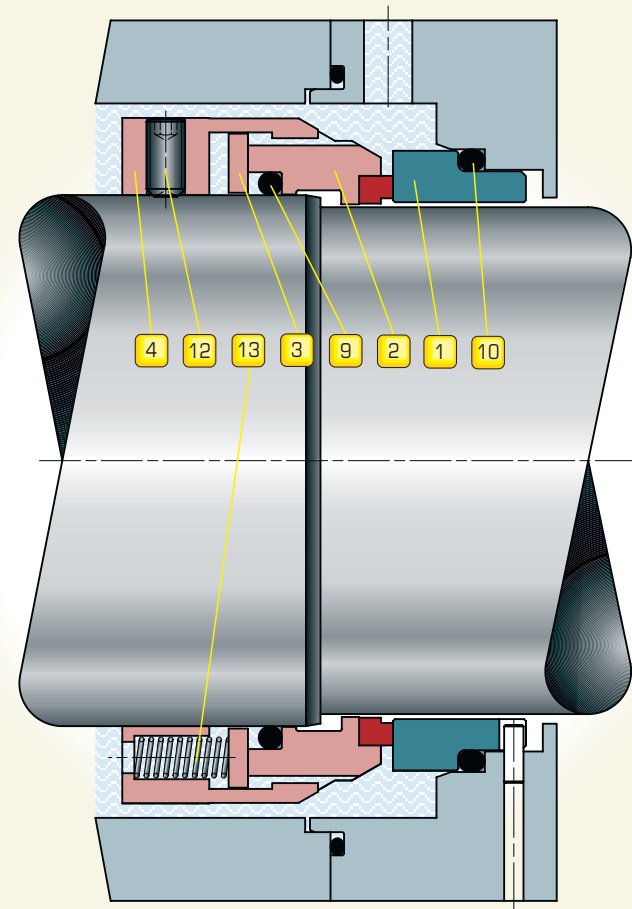


CATO13 ENG REV 01.05

BL3X is our solution for large diameter equipment on medium and high pressures; it is widely used on large machinery, multistage pumps, boiler feedwater pumps and agitators. The *BL3X* is a single component seal with type X pinned stationary seat, multi-spring, pressure balanced, and can rotate in either direction.

Equipped with three drive lugs on the rotating body it can tolerate strong vibration and mechanical stresses.

The "O" ring is easily removed and refitted when assembling the seal on shafts with keyways, threads or sharp edges.



ELEMENTS:

- 1 STATIONARY SEAT
- 2 ROTARY FACE
- 3 THRUST RING
- 4 SEAL BODY
- 9 ROTARY FACE "O" RING
- 10 STATIONARY SEAT "O" RING
- 12 SETSCREW
- 13 SPRING

OPERATING LIMITS:

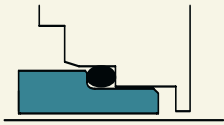
DIAMETER: (mm)	SPEED: (m/sec)	PRESSURE: (bar g)	TEMPERATURE: (°C)
200	20	75	+250
↑	↑	↑	↑
105	0	0	-100

CHARACTERISTICS:

-  SINGLE
-  BI-DIRECTIONAL
-  BALANCED
-  RESISTANT TO ACIDS & BASES
-  RESISTANT TO MECHANICAL STRESS
-  FLUIGAM (energized dynamic "O" ring")

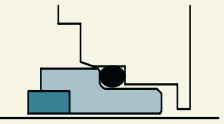
STATIONARY SEAT: 1

SOLID TYPE **X**



Cr-Mo Steel: **Y1**
Silicon Carbide: **U31**

TYPE **X** WITH INSERT



AISI 316+Tungsten Carbide: **K22**

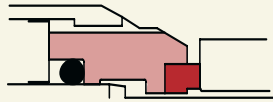
STATIONARY SEAT "O" RING: 10

- Nitrile Rubber: **G**
- Ethylene Propylene: **D**
- Fluoroelastomer: **V**
- Perfluoroelastomer: **G711**

● PTFE: **T**

ROTARY FACE: 2

WITH INSERT



AISI 316+Graphite Resins impreg.: **Z32**
AISI 316+Silicon Carbide: **U32**
AISI 316+Tungsten Carbide: **K22**

ROTARY FACE "O" RING: 9

- Nitrile Rubber: **G**
- Ethylene Propylene: **D**
- Fluoroelastomer: **V**
- Perfluoroelastomer: **G711**

● PTFE with AISI 316 spring: **T3**

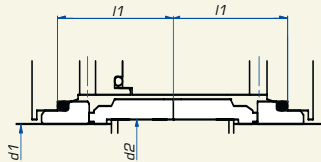


SPRINGS: 13

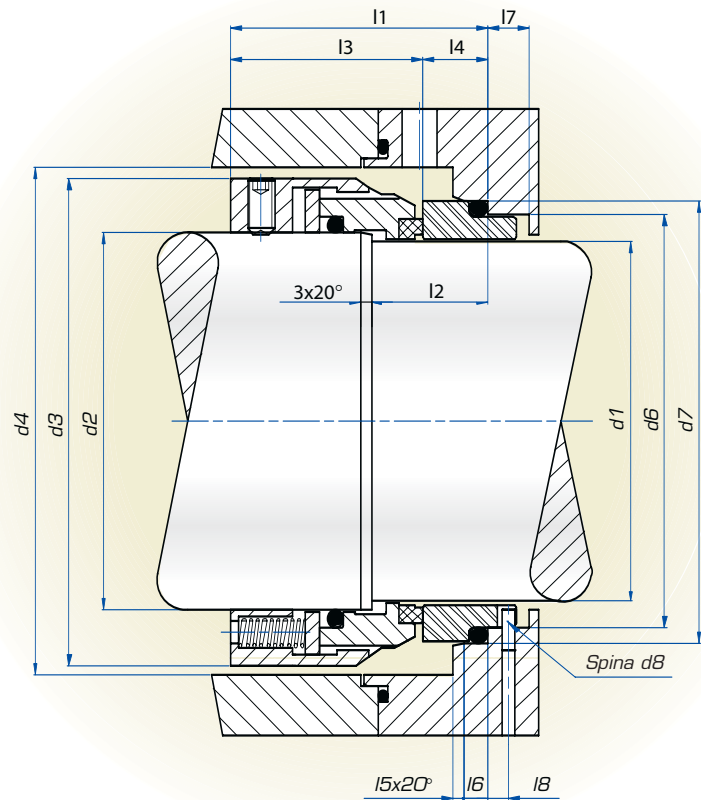
AISI 316: **E**

OTHER METAL PARTS: 4 12 3

AISI 316: **E**



Back-to-Back solution. For stationary ring type **W** dimensions see catalogue BL3XφBL3X



Seal Diameter	d1	d2	d3	d4	d6	d7	d8	l1	l2	l3	l4	l5	l6	l7	l8
110	105	110	142	148	120,5	129	4	75	34	56	19	3	7	12	6
115	110	115	147	153	125,5	134	4	75	34	56	19	3	7	12	6
120	115	120	152	158	130,5	139	4	77	36	58	19	3	7	12	6
125	120	125	157	163	135,5	144	4	77	36	58	19	3	7	12	6
130	125	130	162	168	140,5	149	4	77	36	58	19	3	7	12	6
140	135	140	172	178	149,5	161	4	80	39	58	22	3	7	12	6
150	145	150	190	196	159,5	171	4	78	39,5	56	22	3	9	12	6
160	150	160	200	206	171,5	183	5	92	48	66	26	3	9	13	7
170	160	170	210	216	181,5	193	5	92	48	66	26	3	9	13	7
180	170	180	220	226	191,5	203	5	92	48	66	26	3	9	13	7
190	180	190	230	236	201,5	213	5	92	48	66	26	3	9	13	7
200	190	200	240	246	211,5	223	5	92	48	66	26	3	9	13	7
210	200	210	256	262	221,5	233	5	98	50	72	26	3	9	13	7

Dimensions subject to modifications without notice.

Example:

To order the seals shown on this page for shaft 150 mm and material shown in the table below:

2	1	9	10	13	4 12 3
Z32	K22	V	V	E	E

The code will be: BL3X150 - Z32K22VEE ⁽³⁾

NOTES:

- 1) The material shown on this page is only part of the available range, for other products stock items, please call our Technical Sales Office.
- 2) The material should be chosen according to the operating conditions. All queries should be sent to our Technical Sales Office.
- 3) When the material of the seal on the stationary seat "O" ring is the same as the seal on the rotary face "O" ring the product code is not repeated.